

Fact Card 1.

Henri Rousseau was born in France in 1844. He first lived with his family in Laval, in the Loire.

He did not do well at school, however he did win prizes for his drawing and music.

He worked for a short time as a lawyer before enrolling in the Army.



Fact Card 2.

In 1869, Rousseau moved to Paris where he became a tax collector.

He then married his wife Clemence Boitard and they went on to have six children but sadly only one survived.

Rousseau gave up his job and decided to concentrate on his art work at the age of 49.




Fact Card 3.

Rousseau taught himself how to paint. He spent time in art galleries and museums in Paris copying the paintings.

His paintings were often very flat with strong colours. They were non-realistic in scale and very dramatic. It is almost like looking at his dreams.

Rousseau's art work was not popular. Critics were often shocked by his work and made fun of it. Many people saw his paintings as childish.



Fact Card 4.

Despite his many paintings of the jungle and different animals, Rousseau never actually left France and never even saw a jungle.

He took all his inspiration from the botanical gardens in Paris, where he would spend hours drawing the plants and flowers. He took his inspiration for the animals from stuffed wild animals.

In 1891 Rousseau exhibited the painting 'Surprise, Tiger in a Tropical Storm'. It was this painting that really caught the attention of the critics.





By

Henri
Rousseau
Fact Book

A large empty rounded rectangle for drawing or writing.A large empty rounded rectangle for drawing or writing.A rounded rectangle with five horizontal lines for writing.A rounded rectangle with five horizontal lines for writing.

Page 2

Page 1

Page 2

--

Page 1


--

--

Henri
Rousseau
Fact Book

BY

--



Page 3



Henri
Rousseau
Fact Book

By

Booklet C

Page 5

--



--


Page 1

--

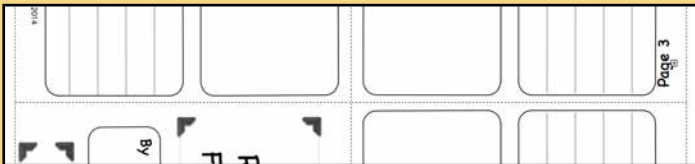
Page 4

These instructions are based on making Booklet C.
Booklets A and B simply need to be folded.

First print the two pages of the booklet back to back. Booklet C is pages four and five of this PDF document.



Fold the paper along the dotted lines. Check that all the pages are in order. Inside the front cover there should be a blank page, followed by the pages numbered in order.



Then staple the booklet together in the central fold.

Cut the paper along the central, dashed line, to the centre of the paper.

